

attwood V500 Bilge Pump Maximum Bilge Pump Performance For The Money

Attwood's compact V500 bilge pump provides more output, more performance, easier installation, and easier maintenance, all for less money. 3-year warranty. The V500 is designed for recreational boats up to 17' in length. Connect to 12-volt DC systems only. 500 gallons per hour output at open flow, 350 gallons per hour output at 3.3' head. Meets ABYC, U.S. Coast Guard, and ISO standards; NMMA listed. Compact 3-5/16" height.



ORDER NO.	PRICE
ATT 42047	\$20.83

attwood V625 Bilge Pump

The V625 is designed for recreational boats up to 20' in length. Connect to 12-volt DC systems only. 625 gallons per hour output at open flow. 425 gallons per hour output at 3.3' head. Compact 4.1" height. Meets ABYC, U.S. Coast Guard, and ISO standards; NMMA listed 3/4" I.D. hose size.



ORDER NO.	PRICE
ATT 42067	\$28.93

attwood V900 Bilge Pump

The V900 is designed for recreational boats up to 24' in length. Connect to 12-volt DC systems only. 900 gallons per hour output at open flow, 700 gallons per hour output at 3.3' head. Draws only 3.0 amps for long pump and battery life. Compact 4.1". Twist-lock construction allows powerhead to be removed from pump base for easy impeller cleaning. 1-1/8" I.D. hose size. Meets ABYC, U.S. Coast Guard, and ISO standards; NMMA listed.



ORDER NO.	PRICE
ATT 42097	\$39.53

attwood V750 Bilge Pump

Maximum Bilge Pump Performance For The Money

Attwood's V750 bilge pump provides more output, more performance, easier installation, and easier maintenance. The V750 is designed for recreational boats where a 3/4" I.D. outlet is required. Connect to 12-volt DC systems only.

Product Features:


- 750 gallons per hour output at open flow.
- 550 gallons per hour output at 3.3' head.
- Open flow output beats the competition by over 70 gallons per hour--10% more.
- Draws only 2.8 amps for long pump and battery life.
- Compact 4-3/32" height allows installation under inboard/outboard engines.
- Twist-lock construction allows powerhead to be removed from pump base for easy impeller cleaning.
- Multi-position mounting bracket included for simple installation to horizontal or vertical surface.
- 3/4" I.D. hose size.
- Meets ABYC, U.S. Coast Guard, and ISO standards; NMMA listed.
- 3-year warranty.



ORDER NO.	PRICE
ATT 42077	\$33.15

attwood Attwood Tsunami Cartridge Bilge Pumps

Made of premium materials with cool running motors, watertight seals and waterproof wiring ... together, they ensure a longer life. Motor cartridges are replaceable, so boaters can simply remove a cartridge that has reached the end of its useful life and insert another. Improved motor and seal for longer life. No mounting brackets necessary.



ORDER NO.	DESCRIPTION	HOSE SIZE	PRICE
ATT 46067	500 GPH	3/4"	\$22.80
ATT 46087	800 GPH	3/4"	\$37.78
ATT 46127	1200 GPH	1-1/8"	\$43.97


attwood Replacement Cartridges for Tsunami Bilge Pumps

ORDER NO.	DESCRIPTION	PRICE
ATT 46206	For 500 GPH 46067	\$19.92
ATT 46226	For 800 GPH 46087	\$30.19
ATT 46246	For 1200 GPH 46127	\$41.57



attwood V1250 Bilge Pump

The V1250 is designed for recreational boats over 24' in length. Connect to 12-volt DC systems only. 1250 gallons per hour output at open flow, 625 gallons per hour output at 3.3' head. Draws 40% fewer amps than the competition, for longer pump and battery life. Compact 4 29/32" height allows installation under inboard/outboard engines. Meets ABYC, U.S. Coast Guard, and ISO standards; NMMA listed.




ORDER NO.	HOSE SIZE	PRICE
ATT 42127	1-1/8" I.D.	\$46.65

attwood 1700 GPH Heavy-Duty Bilge Pump

Product Features:

- Durable, rugged construction operates under abusive on-board conditions.
- Powerful pump capacity designed for large boats, yachts and commercial craft.
- High capacity output with 1-1/8" outlet.
- Heavy-duty motor and pump design assure long life.
- Easy to install and maintain. Powerhead removes and secures with convenient "Twist and Lock Tab" feature.
- Large filter area prevents clogging from bilge debris.
- "Parabolic" pump chamber design for optimal output, life, and heat dissipation.
- Corrosion resistant with stainless steel motor shaft.
- Meets ABYC requirements.
- 1-year warranty.
- Made in the U.S.A.



ORDER NO.	DESCRIPTION	PRICE
ATT 40304	1700 GPH At open flow	\$106.78